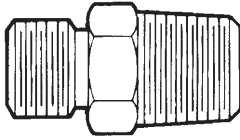



P.O.L. FITTINGS AND ADAPTERS

Outlet Bushing



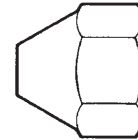
Item Number	Description
BG24C	1/4" MPT x 9/16"-18 L.H. Thread
BG24E	3/8" MPT x 9/16"-18 L.H. Thread
BG26C	9/16" L.H. Thread x 9/16"-18 L.H. Thread

P.O.L. Adapter



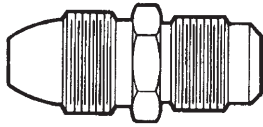
Item Number	Description
51	Male P.O.L. x Hopane

P.O.L. Cap



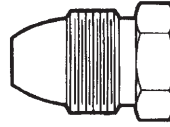
Item Number	Description
115	Forged P.O.L. Cap

Male Flare x P.O.L. Adapter




Item Number	Description
BG20I	5/8" Male Flare x P.O.L.

Male Plug



Item Number	Description
A2014	Solid P.O.L. Male Plug

P.O.L. Adapter




Item Number	Description
HC5930	P.O.L. x 1/4" Barb, 7/8" Hex
G1683	Excess Flow P.O.L. x 1/4" Barb, 7/8" Hex

QCC Connectors



Item Number	Description
G1851-A02	1/4" M. NPT x F.QCC
G1850	QCC Purge Adapter
G1851-A03P50	QCC Purge Adapter - Large Capacity

P.O.L. Adapter



Item Number	Description
G1656	Soft Nose P.O.L. with Handwheel x 1/4" Hose (7) Barb
G1655	Excess Flow Soft Nose P.O.L. with Handwheel x 1/4" Hose (7) Barb

Quick-Connect Plug

Quick-Connect Brass Plug for Grill Quick-Connects.



Item Number	Description
5LPA-7	For use with Sturgis Quick-Connect Sockets Only
5LPA-8C	For use with Hansen Quick-Connect Sockets Only

Filling Adapters



Item Number	Description
5LPA-FP	Filling Adapter for New Grill Quick-Connect Couplers. Female P.O.L. has plug nipple for filling into the new 5LPN grill quick-connect coupling.

Brass

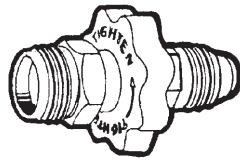
ADAPTERS

High Pressure Brass Connection Fittings



Item Number	Description
G488	1/4" MPT x 1"-20 Female
G485	1"-20 Female x 9/16"-18 L.H. Male with Check Valve
G492	1/4" Female Pipe Thread x 1"-20 Male Thread with O-ring
G493	9/16"-18 L.H. x 1"-20 Male Thread with Check Valve and O-ring
G-494	Same as G493 less Check Valve and O-ring
G-417	1/4" MPT x 1"-20 Male Thread with Check Valve and O-ring

P.O.L. Adapter



Item Number	Description
G-475	1"-20 Male x 60 Orifice Soft Nose Handwheel P.O.L.

Tee-For-Two



Item Number	Description
G-413	Two High Pressure Appliances Can Be Fueled by The Same, Larger L.P. Cylinder. Use the G-413 Fitting and 42421-44 or 42421-60 Hoses.

Add-A-Tee



Item Number	Description
G-414	Extend-A-Flow Kit Plus the G-414 Fitting Permits Two Appliances to be Operated From the Same Fuel Source.

Extend-A-Stay



Item Number	Description
G-420	Listed for O.E.M. Use

Extend-A-Flow Tee




Item Number	Description
G-415	Extend-A-Flow Kit Allows for Use of Existing L.P. Supply to Fuel High Pressure Appliances Such as Campstoves and Table Top Grills. Listed for O.E.M. Use.

Cap-A-Tee



Item Number	Description
G483	1"-20 Female Thread with Gasket to Protect and Seal Male Fittings. Knurled Finish Eliminates Need for Tools to Tighten Securely.

Female Swivel Adapter



Item Number	Description
G484	Female 1"-20 Swivel x 1/4" Hose (5) Barb

Male Swivel Adapter



Item Number	Description
G496	Male 1"-20 Swivel x 1/4" Hose (5) Barb

Brass